

2022 Groundswell Profile

Anchorage Independent Public Schools

The Groundswell Profiles invite Kentuckians in every school district to join in a groundswell of education action. They rest on two deep convictions:

- Education can be the pathway to a larger life for Kentucky's people
- A groundswell of public engagement can build a pathway wide enough for all to flourish

This profile offers a beginning overview of how education is working in a district, showing:

- Indicators of learning in progress, from preschool enrollment to degree attainment
- Indicators of different impact on different student groups
- Indicators of community well-being affected by education successes and challenges
- A brief display of school district enrollment and resources

This profile is, of course, only a beginning. In fuller exploration, you may want to explore many different features of your community's landscape, from the quality of early childhood learning through student exploration about civics or science or teamwork or problem-solving and on to career and technical skills opportunities beyond high school.

Some of what you will want to know will not be included in these numbers. For example, problem-solving skills, teamwork, and arts performance are not easily shown in charts and tables. For some aspects of learning and engagement, you may want to seek other, more local evidence of work underway in your schools. You may also want to ask about "profile of a graduate" work in your district, focused on building capacities for every learner.

The best uses of this information will come from generating questions, seeking additional understanding, and helping your community come together. If we build a groundswell of public action, we can develop each learner's unique strengths and open a pathway to a larger life for all.



Since 1983, the Prichard Committee for Academic Excellence has worked to study priority issues, inform the public and policy makers about best practices and mobilize citizens, business leaders, families, students, and other stakeholders in a shared mission to move Kentucky to the top tier of all states for education excellence and equity for all children, from their earliest years through postsecondary education. You can learn more about our work at prichardcommittee.org.

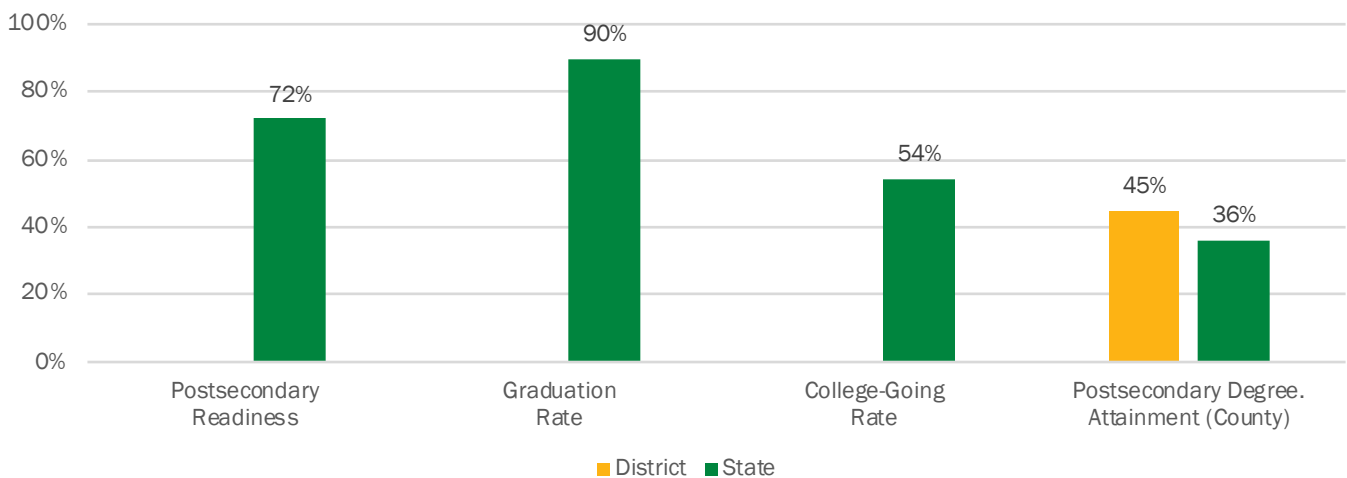
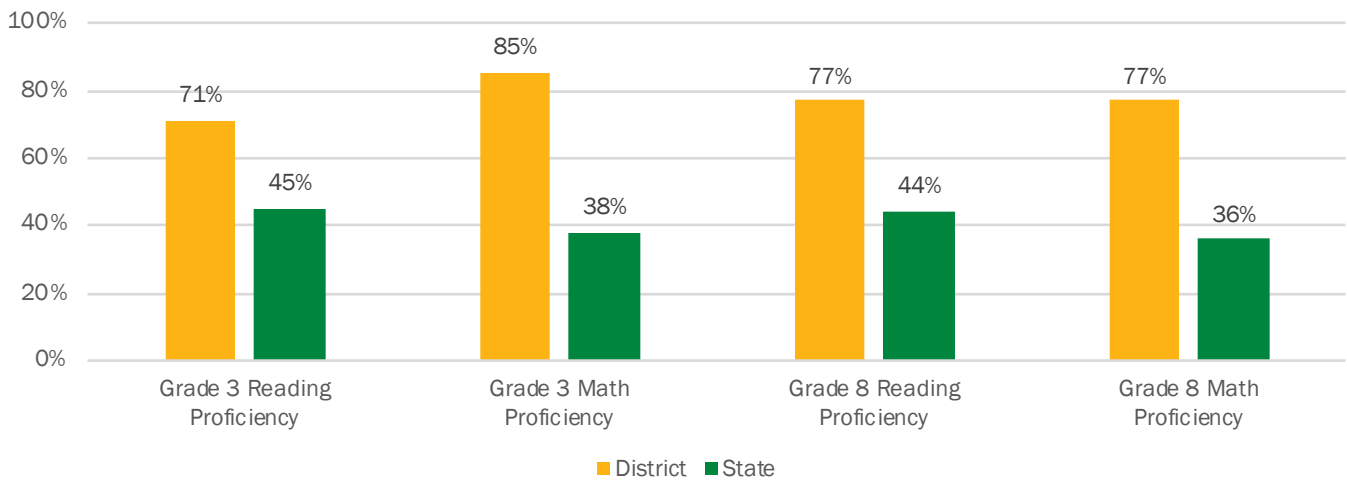
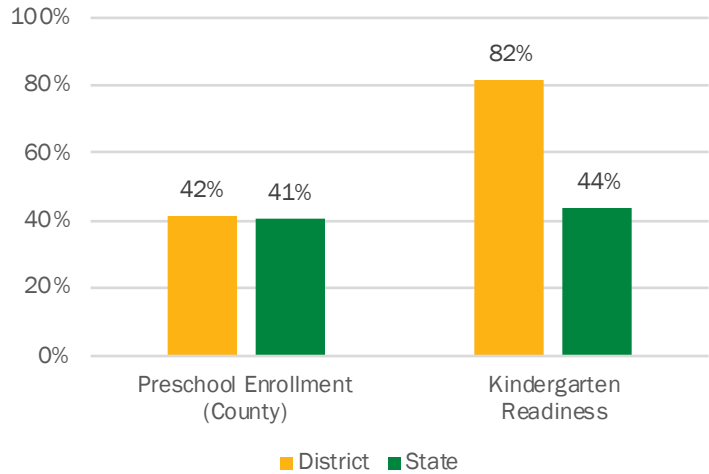
2022 Groundswell Profile

Anchorage Independent Public Schools

HOW FAR ALONG IS YOUR COMMUNITY ON THE PATH TO A LARGER LIFE?

These ten indicators track local learning opportunities and outcomes. Progress on each one can build toward success on later ones and support movement on the pathway to a larger life.

Each indicator shows the most recent data available. There's additional information on each data point in our Study and Source Guide, available at prichardcommittee.org/2022Profiles.



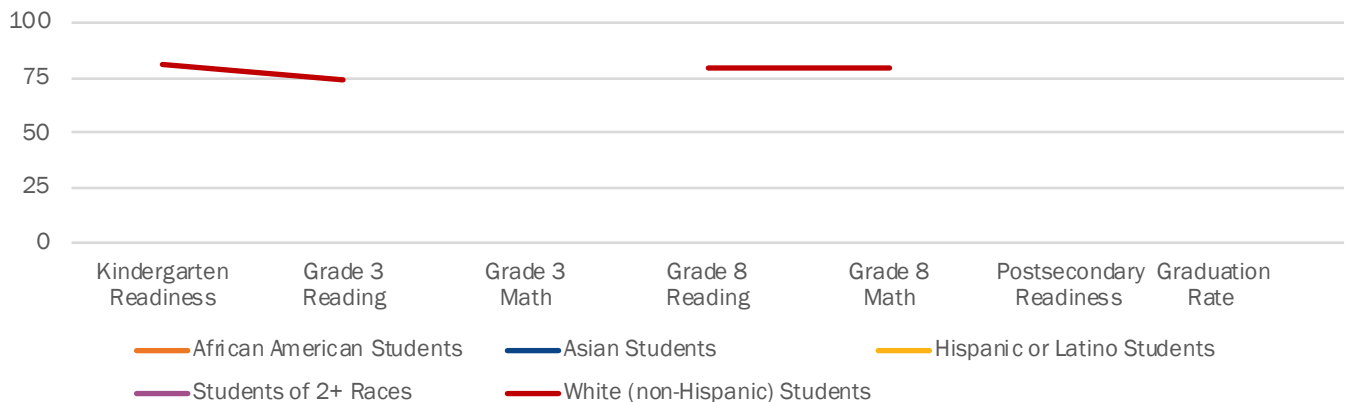
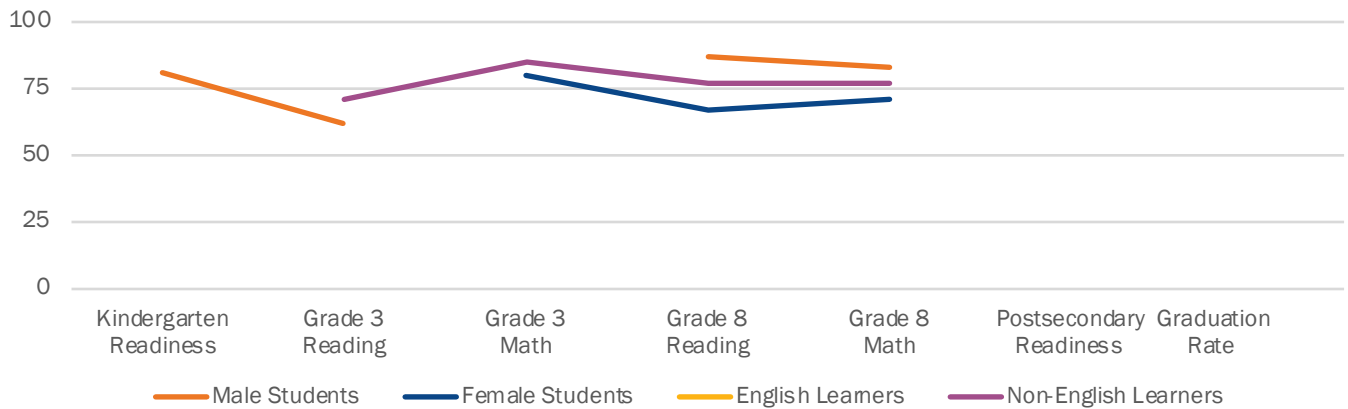
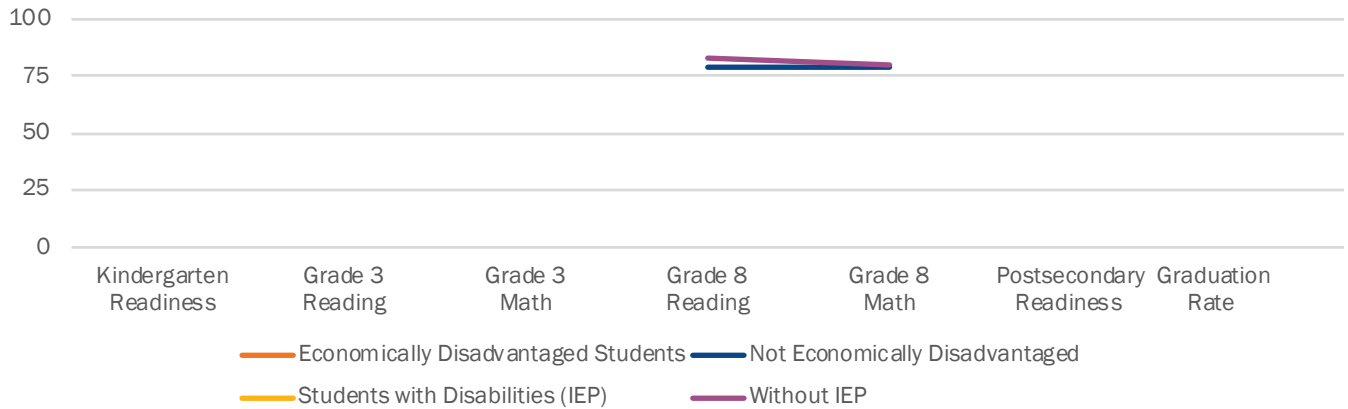
2022 Groundswell Profile

Anchorage Independent Public Schools

HOW FAR ALONG ARE STUDENTS FROM DIFFERENT BACKGROUNDS?

Creating schools where all students can flourish will be an important part of building success for our communities! These seven indicators show results by student groups, each showing the most recent data released by the Kentucky Department of Education.

If a group has missing data points, that means the Department has not released those results, usually as part of policy designed to protect the privacy of individual students.



2022 Groundswell Profile

Anchorage Independent Public Schools

ARE WE BUILDING THAT LARGER LIFE?

	County	State
Median household income	\$58,196	\$52,238
Unemployment rate	4.8%	4.7%
Children below 200% poverty	41.7%	44.1%
Children in poverty	20.6%	22.2%
Population in poverty	13.7%	16.6%
	County	State
Population 2010	741,096	4,339,367
Population 2020	782,969	4,505,836
Population change since 2010	5.7%	3.8%

	County	State
Teen births (per 1,000 female residents 15-19)	23.9	29.1
Low birthweight	9.2%	8.8%
Adult obesity	33.5%	36.4%
Adult smoking	22.2%	24.5%
Flu vaccine	54.0%	46.0%
	County	State
Residents 18 and older voting in 2020 election	63.2%	61.7%

WHAT ELSE DO WE KNOW ABOUT OUR SCHOOL DISTRICT?

	District	State
Students	405	631,660
African American students	1.7%	10.8%
Asian students	4.4%	2.0%
Hispanic or Latino students	2.2%	8.5%
Students of two or more races	2.2%	4.9%
White students	89.4%	73.5%
Economically disadvantaged students	6.4%	59.9%
Students with identified disabilities	9.6%	16.8%
English learners	0.7%	6.2%

	District	State
Teachers	40	43,445
African-American teachers	0.0%	3.4%
Asian teachers	0.0%	0.5%
Hispanic or Latino teachers	2.5%	1.0%
Teachers of two or more races	0.0%	0.1%
White teachers	97.5%	94.9%
	District	State
Average years of teaching experience	18.8	11.8
Spending per pupil	\$25,344	\$13,891

OPPORTUNITY FOR ALL STUDENTS REQUIRES A COMMUNITY GROUNDSWELL



When communities, families, and schools work together, learning can take off. Your community may already have work underway, including schools with Family Friendly Certification and recognized Groundswell Actions.

Visit prichardcommittee.org/groundswellinitiative or contact us at groundswell@prichardcommittee.org to learn about those efforts and find other resources for use in local action.

